



JELD-WEN
WINDOWS & DOORS

WINDOWS & PATIO DOORS



Define Your Style


WILLMAR COLLECTION

Willmar All-Vinyl Sliding Patio Doors

JELD-WEN's all-vinyl patio door is manufactured from the most advanced, high-grade resin recipe that is unmatched for strength and durability. Combining beauty with performance, this sturdy vinyl door is resistant to rotting, pitting and blistering.

Configurations & Frame Sizes


2 Panels



OX-Slide Left

XO-Slide Right

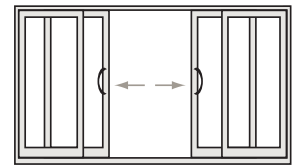
3 Panels



OXO-Slide Right to Left
or OXO-Slide Left to Right

XOO-Slide Right
or OOX Slide Left

4 Panels



OXXO-Slide Right and
Slide Left from Centre

Dualpane

Height	Available Widths		
79 1/2"	59 1/2"	71 1/2"	95 1/2"
95 1/2"	59 1/2"	71 1/2"	95 1/2"

Height	Available Widths		
79 1/2"	88 3/4"	106 3/4"	142 3/4"
81 1/2"	88 3/4"	106 3/4"	142 3/4"
95 1/2"	88 3/4"	106 3/4"	142 3/4"

Height	Available Widths		
79 1/2"	117 1/8"	141 1/8"	189 1/8"
81 1/2"	117 1/8"	141 1/8"	189 1/8"
95 1/2"	117 1/8"	141 1/8"	189 1/8"

Dualpane

Tripane

Height	Available Widths		
79 1/2"	59 1/2"	71 1/2"	95 1/2"

Height	Available Widths		
79 1/2"	89"	107"	143"

Height	Available Widths		
79 1/2"	117 1/8"	141 1/8"	189 1/4"

Tripane



Reinforced Vinyl Sash

The sash is reinforced with steel to withstand high winds and equipped with a double-perimeter seal for superior air-tightness.

Vinyl Frame

The mechanically fastened vinyl frame comes with three weather seals and an anodized screen track with stainless steel rollers. The all-vinyl sill is sloped at 8 degrees for optimal drainage. All components are easily installed and replaceable.



Did you Know?

You can add a transom above your patio door to increase the amount of light in a room

Glass Options



Dualpane
Glass



Tripane
Glass

Low-E Glass



Low-E 180
(LowE-R)



Low-E 272

Tempered Glass


Treated with heat so it can withstand greater force or pressure on its surface.

Blinds Between Glass (BBG)

Optional Blinds Between Glass provide privacy and are virtually maintenance-free. The blinds, which have no exposed cords, are thermally sealed between clear insulating glass, eliminating the need for dusting.

Colours

Solid Colour



Full Exterior & Brickmould Colours



*Gentek Colour Match

Variances in photography and printing may cause colours shown in this catalogue to vary from the actual finish.

Grille Options

Grilles Between Glass (GBG)

Available in White or Desert Sand.

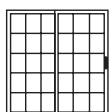


Narrow (5/16")



Wide (5/8")

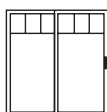
Standard Grille Patterns



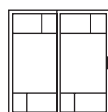
Colonial



Prairie



Transom



Custom Pattern

Exterior Options

Exterior Vinyl Trim



1 1/4" J-Trim



1 5/8" Brickmould



2" Brickmould

Interior Options

Jamb Extensions

Our jamb extensions are factory applied in your choice of jamb widths and let you match your décor with a variety of options. Available in White and Desert Sand, as well as with wood jamb extensions that are ideal for staining and paint grade wood.



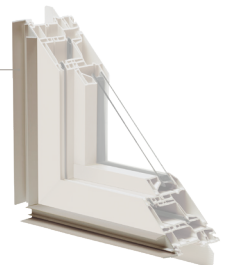
White Vinyl



Wood with
White Vinyl

Interior U-Channel Return

Designed to accept 1/2" and 3/4" materials.



Hardware

Standard Hardware

Solid-colour doors come with matching (White) hardware. Paint-colour doors come with standard Black (outside) and White (inside) hardware.

*Keyed locks are also available



Optional Locking System

The Two-Position Kick Lock mounts on the bottom of the operating door and is used as a secondary lock. Available in white, beige or brown.



The JELD-WEN® website is your ultimate resource for learning about our reliable windows and doors. It has all the product information and design advice you need.

JELD-WEN reserves the right to change product specifications without notice.
Please check our website for current information: www.jeld-wen.com

Printed in Canada
11C-707A 01/18 - Zone 1, 2, 3