

The Clear Choice

Windows and Doors Crafted with
Signature Lux Quality and Style





Lux Windows and Doors. offers the most complete line of windows and doors available anywhere in Canada.

Our products meet the highest standards of durability, reliability and aesthetic appeal, and our windows and doors are designed to withstand Canada's winter climate. We continually strive to manufacture the best windows and doors possible, and service our clients with unparalleled care and commitment to quality.

Crafted specifically for your home and style, every window and door bears our signature attention to detail.

From our family to yours, welcome to Lux.



Windows

Crafted Specifically for Your Home and Style

Lux offers an exceptional selection of window styles and materials, tailor-made for your project and built to a superior level of energy efficiency. Each one is available with multiple glazing options and customized jambs for renovations, new builds, commercial projects, ICF, and log homes. Our windows also offer complete security and energy performance, with a fully concealed multi-point locking system. Add personality with our wide selection of simulated divided lites (SDLs) and decorative internal bars designs in a variety of sizes and colours.

Genesis Wood-Clad Window Series

Our Genesis windows offer an extruded aluminum exterior with a naturally insulating wood interior that can be painted or stained.

- Durable exterior, no painting required
- Choose from six signature exterior colours or a custom colour of your choice
- Hem-fir wood interior
- Available in brickmould size options: $\frac{5}{8}$ ", 2", $3\frac{1}{2}$ " and a renovation brickmould
- Integral nailing flange and corner gasket eliminate risk of water and air filtration
- Available in a traditional or contemporary interior profile

Lynx Hybrid uPVC-Clad Window Series

Lux's exclusive LynX Hybrid Series features a sleek, stylish design with an extruded aluminum exterior, combined with our exceptional, high-quality uPVC interior – the best of both worlds.

- Durable exterior and interior, no painting required
- Choose from six signature exterior colours or a custom colour of your choice
- uPVC interior, not visible from the outside
- Easily cleaned with only soap and water
- Fusion-welded corners add strength and impede leakage
- Available in brickmould size options: $\frac{5}{8}$ ", 2", $3\frac{1}{2}$ " and a renovation brickmould
- Integral nailing flange and corner gasket eliminate risk of water and air filtration
- Steel reinforced for added stability and security

Evolv uPVC Window Series

With a wide variety of options and configurations, Evolv uPVC windows are durable, versatile, and an excellent choice for both renovation projects and new construction.

- Low maintenance, no painting required
- Easily cleaned with only soap and water
- Resists corrosion, peeling, leaks, and cracking
- Available with renovation brickmould on all four sides or with a subsill on the bottom to match traditional style windows
- Built with a thick, steel-reinforced frame for increased stability and security
- Fusion-welded corners add strength and impede leakage
- Integral nailing flange and corner gasket eliminate risk of water and air filtration

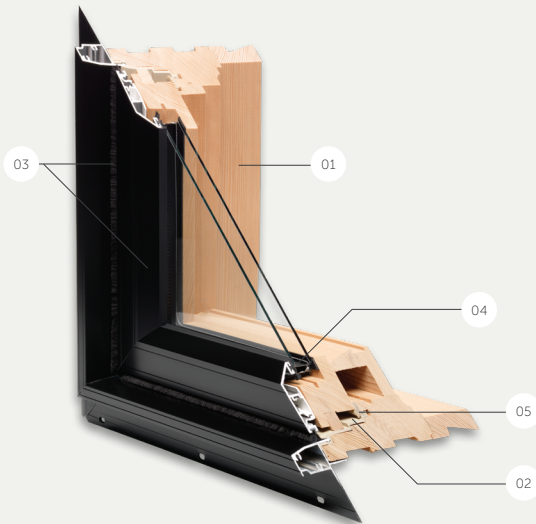


Custom Shaped Windows

Designed in either Genesis, LynX Hybrid, or Evolv, Lux's custom shaped windows are available in a variety of shapes and sizes with endless design possibilities.

- Corner windows are designed to meet at the intersection of two walls, creating a seamless view around the corner
- Customizable shapes offer unique design possibilities for any space
- Bays and Bows are designed to extend the living space of your home and can be built at any angle
- Round, Oval, Pentagon, Half Round, Segmental, Extended Segmental, Octagon, Trapezoids, and Parallelogram are just some of the shapes available

A Closer Look at the Genesis Wood-Clad Windows Series



GENESIS CASEMENT & AWNING WINDOW DUAL GLAZED

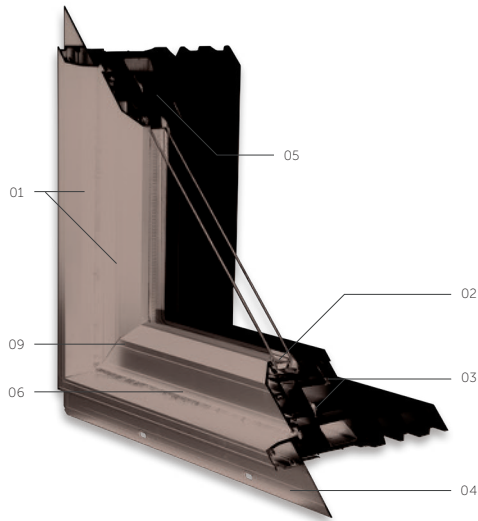


GENESIS PICTURE WINDOW TRIPLE GLAZED

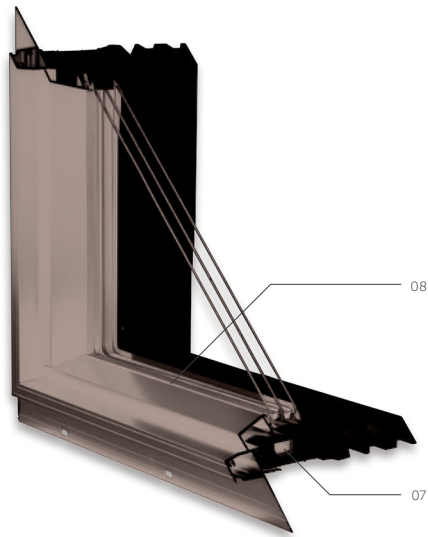
- 01 Solid Hem-fir construction is the perfect combination of strength and extraordinary elegance.
- 02 All Genesis windows feature four degree sloped sills and sashes. The sash cavity of all venting and non-venting windows, where water damage would potentially occur, is protected by a heavy-walled vinyl liner that migrates water to the exterior and does not allow the water to come in contact with or sit on the raw wood.
- 03 Extruded aluminum mainframe and sash offer greater structural capabilities to withstand the tough elements of nature and eliminate the need for painting. The aluminum is independently secured allowing the wood and aluminum to expand and contract without restriction.
- 04 Endur IG™ ensures outstanding thermal performance and exceptional longevity. For more information about Lux glass and glazing options, see "Glass & Glazing Performance."
- 05 Heavy-duty compression foam seal makes casements and awnings among the most energy-efficient venting windows.
- 06 Extruded integral nailing flange eliminates the risk of water and air infiltration between the nailing flange and the brickmould.
- 07 A rubber gasket is a maintenance-free solution to conventional caulking methods.



A Closer Look at the LynX Hybrid uPVC-Clad Windows Series



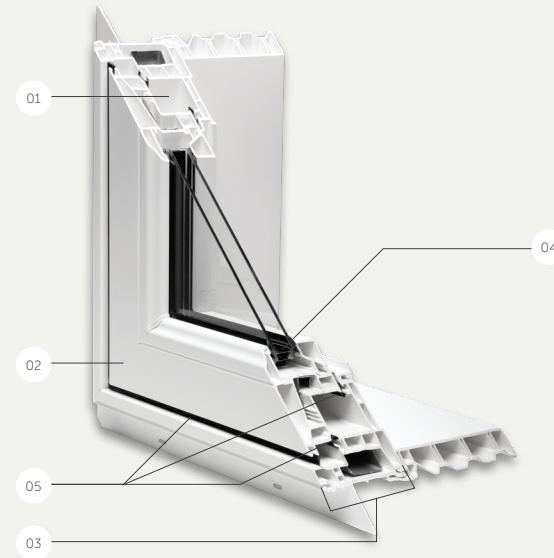
**LYNX HYBRID CASEMENT & AWNING WINDOW
DUAL GLAZED**




**LYNX HYBRID PICTURE WINDOW
TRIPLE GLAZED**

- 01 Extruded Aluminum Mainframe and Sash offer greater structural capabilities to withstand the tough elements of nature and eliminate the need for painting. The aluminum is independently secured allowing the uPVC and aluminum to expand and contract without restriction.
- 02 Endur IG™ ensures outstanding thermal performance and exceptional longevity. For more information about Lux glass and glazing options, see "Glass & Glazing Performance."
- 03 Heavy-duty compression co-extruded seal makes casements and awnings among the most energy efficient venting windows.
- 04 Extruded integral nailing flange and corner gaskets eliminate the risk of water and air infiltration between the nailing flange and the brickmould.
- 05 Multi-chamber, heavy wall, UV stable uPVC extrusion provides thermal efficiency and colour stability. This multi-chamber design with thermal breaks not only conserves heat but also provides optimal stability.
- 06 High performance triple-seal weather stripping with high pile is designed to allow water to run out while preventing insects from entering.
- 07 Steel reinforced frame and sash for added stability and security.
- 08 A rubber gasket is a maintenance-free solution to conventional caulking methods.
- 09 Fusion-welded corners add strength and impede leakage.

A Closer Look at the Evolv uPVC Window Series



**EVOLV CASEMENT & AWNING WINDOW
DUAL GLAZED**



**EVOLV PICTURE WINDOW
TRIPLE GLAZED**

- 01 Multi-chamber, heavy wall, UV stable uPVC extrusion provides thermal efficiency and colour stability. This multi-chamber design with thermal breaks is used to not only conserve heat but also provide optimal stability.
- 02 Fusion-welded corners add strength and impede leakage.
- 03 Thick uPVC walls provide exceptional impact resistance and added rigidity.
- 04 Endur IG™ ensures outstanding thermal performance and exceptional longevity. For more information about Lux glass and glazing options, see "Glass & Glazing Performance."
- 05 High performance triple seal weather stripping for optimal seal and performance.
- 06 Extruded integral nailing flange eliminates the risk of water and air infiltration.
- 07 Accessory groove on both the interior and exterior to allow multiple options for different construction applications.
- 08 Steel reinforced frame and sash for added stability and security.



Doors

Make a Memorable Entrance

When it comes to curb appeal, few things make as much of an impact as a door. Lux's extensive selection of doors is both functional and stylish — engineered for energy efficiency and designed to enhance the beauty of any architectural style.

Any door is available with a multi-point locking system for superior security, plus brickmould size options: 5/8", 2", 3 1/2" and renovation brickmould. Door frames are available in wood-clad, composite-clad, composite and wood

Add personality with our wide selection of inserts, decorative glass, SDLs, and decorative internal bars designs.

Genesis Wood-Clad Swing Doors

Genesis swing doors can be used in a variety of applications and offer endless design possibilities. Enjoy an extruded metal exterior with a naturally insulating wood interior.

- Single and multiple door configurations – available in both inswing and outswing
- Available in dual and triple-pane glazing options
- Choose from six signature exterior colours, or personalize with a custom colour of your choice
- Laminated veneer lineal (LVL) clear Hem-fir wood interior
- Available in standard or narrow rail design
- Available in a 2 1/4" thickness to accommodate a true triple-pane sealed unit.
- Slabs available in full or 3/4 lite designs

Fiberglass Doors

Handcrafted to withstand even the coldest winters, Lux fiberglass doors provide premium insulating values, durability, and style.

- An excellent option for virtually any exterior door
- Stylish and dent resistant
- Available in smooth or textured finishes
- Can easily be painted or enhanced to give the appearance of real wood
- Customize your style with a variety of decorative inserts and panels, sidelites, and transoms

LynX Hybrid uPVC Sliding Doors

Lux's exclusive LynX Hybrid sliding doors offer the benefits of both aluminum and uPVC products in one innovative door system.

- Smaller panel rails offer larger glass area for an unobstructed view
- No swinging panels taking up valuable living space in your home
- Available in dual and triple-pane glazing options
- Pairs perfectly with the LynX Hybrid window series
- A number of standard sizes ranging from 5', 6' and 8' wide in a single slide application, as well as 10', 12' and 16' wide in a bi-parting configuration, all up to 9' tall – custom sizes available
- Sliding integral screens are available for added convenience
- Combine with transom options

Evolv uPVC Sliding Doors

Evolv Sliding Doors bring fresh air and natural light into your home while offering a generous view of the outdoors.

- Smaller panel rails offer larger glass area for an unobstructed view
- Custom sizing available
- No swinging panels taking up valuable living space in your home
- Sliding integral screens are available for added convenience
- Available in bi-parting 4-wide and 3-wide sidelite combinations with multiple transom options
- Available with dual or triple-pane glazing options

Genesis Wood-Clad Sliding Doors

Genesis Sliding Doors combine an extruded aluminum exterior with a naturally insulating wood interior that can be painted or stained.

- Available in dual and triple-pane glazing options
- Choose from six signature exterior colours, or personalize with a custom colour of your choice
- Laminated veneer lineal (LVL) clear Hem-fir wood interior
- Brass tandem rollers allow for easy functionality, and sliding integral screens are available for added convenience
- Available in standard or narrow rail design
- Available in a 2 1/4" thickness to accommodate a true triple-pane sealed unit.

TESORO Wood-Clad Folding Doors

Clean-lined glass panels glide effortlessly to create expansive entrances that seamlessly transition between indoor and outdoor spaces.

- Low maintenance aluminum exterior doors with the elegance of a wood interior
- Available in dual and triple-pane glazing options
- Durable and designed to perform in Western Canada's winter climates
- Available in a wide selection of colours and configurations
- Configurations up to 24' wide and 10' high – custom sizes available
- Available in standard or narrow rail design

Adesso Wood-Clad Pivot Door

Create a larger, more welcoming entrance allowing for an expansive architectural door that features nearly effortless opening and closing action.

- 3 1/4" thick wood-clad door to accommodate a true triple-pane sealed unit.
- Elegant aluminum exterior and warm wood interior
- Can be crafted up to 60" wide and 120" tall
- 4 1/2" pivot offset from the jamb, maximizing the entry opening
- Innovative drop and pop seal that activates when closed, providing a weather-tight seal
- Continuous four-side resin-filled compression weather stripping that won't shrink or rust





Glass & Glazing Performance

A Wise Investment for Your Home

The right glass enhances livability, conserves energy, saves money, and helps protect the environment. With Lux, every window and door can be crafted for better living.

Comfort, energy saving, and aesthetics are all important factors to consider when choosing windows and doors. Selecting the best glass type is just as important as the style of windows and doors chosen for a particular location. Lux offers a variety of glazing options to suit any location or climate.

Energy Saving Lux LoE Glass

LoE is a unique, microscopically thin coating (which does not affect clarity) containing transparent layers of metal and metal oxides. This metal coating works in tandem with an argon gas-enhanced airspace, greatly reducing the sun's hot rays from entering the home in the summer and trapping interior climate conditions, reducing heating and air conditioning energy costs. LoE also significantly resists damaging ultraviolet rays, protecting your curtains, furniture, and flooring from fading. There are many LoE glass types available to suit virtually any climate. Lux uses a superior product that is most beneficial for energy efficiency in varying North American weather conditions. Each and every Lux window and door is available with LoE glass.



Preserve Your Investment

Lux protects your investment with Preserve™ protective film to ensure you can enjoy the immediate benefits of clean glass after your new construction or renovation is complete.



CLIC - Switchable Privacy Glass

Say goodbye to curtains, shades, and blinds, and hello to privacy in your home or workplace with innovative CLIC Privacy Glass from Lux Windows.



This remarkable new product provides instant privacy, ultra-reliable construction, and unmatched clarity. CLIC's liquid crystal technology switches from clear to obscure with the touch of a button, so when electricity is on, windows with CLIC glass look exactly like traditional clear glass. When turned off, the liquid crystals scatter, diffusing the light into a soft even glow in less than a second.

Neat® – Naturally Clean Glass

Spend less time washing windows and more time enjoying the view! A little sun, a little rain and voila! Clean windows thanks to Neat® – Naturally Clean Glass.



Glazing Performance

ARGON GAS

As a standard, the space between the panes of glass in a LoE window is filled with argon gas – a clear, harmless gas that provides maximum insulating capabilities.

GLAZING OPTIONS

Lux has an unlimited number of glazing options available including dual-pane, triple-pane, custom obscure patterns, reflective surfaces, and more. Our sales representatives can assist with glazing configurations to suit your desired requirements.

ENDUR IG™ – INSULATED GLASS UNITS ENGINEERED TO A HIGHER STANDARD



With its unparalleled longevity and outstanding thermal performance, Endur IG™ stands in a class of its own. This warm-edge stainless steel spacer improves sightline temperature and enhances resistance to condensation. Its corrugated shape adds strength while bent corners – with no notches or open joints – create a continuous impermeable barrier around the entire perimeter, keeping moisture out.

DUAL-PANE WINDOWS

Consisting of two panes of glass with a spacer that separates them, dual-pane windows are suitable for residential applications exposed to a harsh winter climate.

TRIPLE-PANE WINDOWS

Significantly enhanced, triple-pane windows deliver greater LoE performance, improved condensation resistance, and additional soundproofing through extra glass surfaces and an additional spacer.



Certified Products

As a proud certified Energy Star member, Lux has developed a broad range of environmentally friendly products.

Finishing Touches

Your Windows and Doors, Your Style

Enhance your new windows or doors with your choice of custom finishings, design features, fashionable hardware, and more. See your Lux representative or LuxWindows.com to learn more.

LynX Hybrid Interior Color Options




White

Nite

Genesis and LynX Hybrid Exterior Colours*

Available in 5/8", 2", 3 1/2" and a renovation brickmould.



White

Cashmere

Sable

Nutmeg

Bronze

Black

*custom colour options
are also available

Window Hardware Selections

Attractive, high-performing hardware for windows, available in a variety of popular colours.



White

Sand

Bronze

Brushed Chrome

Coppertone

Black

Architectural Colour Collection

Lux offers countless ways to personalize your windows and doors. Our Architectural Colour Collection provides an array of colours to match the unique style and personality of your design.

Door Hardware Selections

Lux's door hardware selections will add character and enduring value to every door in your home. Made of solid brass, each handle can be personalized with your choice of finishings to complement your personal style.

MULTI-POINT DOOR HARDWARE



Traditional

Transitional

Contemporary

Urban


Modern

Classic

Sliding Door
Handle

Evolv Sliding
Door Handle

DOOR HARDWARE COLOUR OPTIONS



Nickel

Brushed Chrome

Chrome

Bronze

Antique Brass

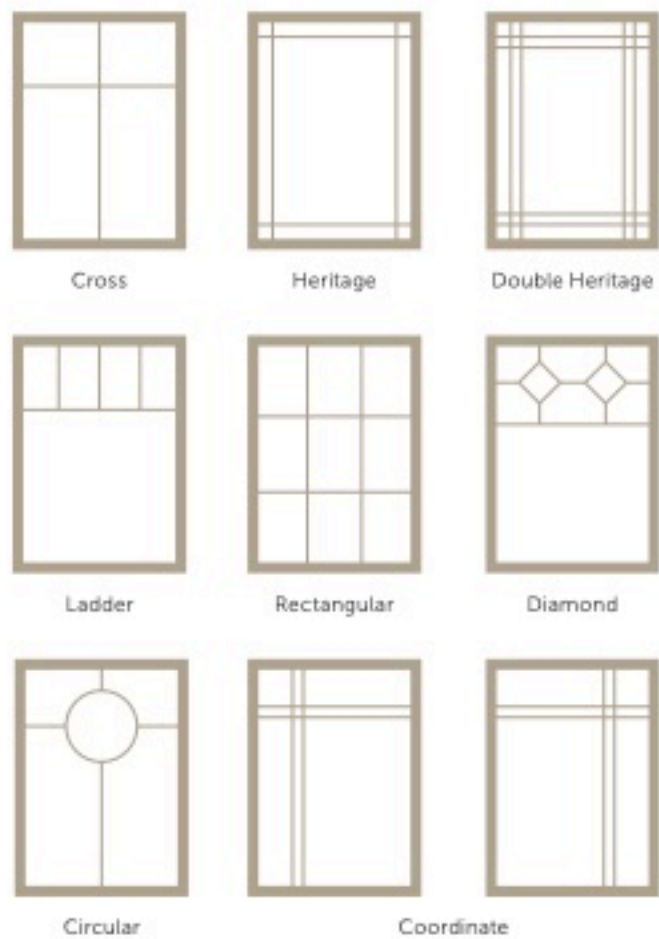
Black

*Colours may not be exactly as shown and are subject to change without notice. Please see a Lux representative for details.

Simulated Divided Lites (SDLs) & Decorative Internal Bars Designs

SDLs and decorative internal bars are often added to customize glass in windows and doors and match the architectural style of the home. When applied, SDLs give the traditional true divided lite appearance, while decorative internal bars offer additional decor options to complement your choice of window style.

Curved top windows are enhanced with custom designed simulated divided lites that can be built in virtually any configuration. In addition, packed mullions add dramatic style to the window.



SDL Size Options

Simulated Divided Lites Series

Available for all window types in your choice of custom or standard colours. Available in 3/4", 1 3/8" and 2 1/2" sizes.



Decorative Internal Bars Colour Options



| | Flat Profile | | | | Colonial Profile | |
|----------------|--------------|------|-------|----|------------------|------------|
| | 5/8" | 3/8" | 5/16" | 1" | 5.5mm x 18mm | 8mm x 25mm |
| White | • | • | • | • | • | • |
| Tan | • | | • | • | • | • |
| Brushed Gold | | | • | | | |
| Polished Gold | | • | | | | |
| Bronze | • | | | | | |
| Chestnut | • | | | | • | • |
| Kahlua | • | | | | | • |
| Sterling | • | | | | | |
| Grey | • | • | • | | | |
| Black | • | • | • | • | • | • |
| Bronze/White | • | | | | | |
| Bronze H/White | • | | | | | • |
| Kahlua/White | | | | • | | |
| Black/White | • | | | | • | • |



Window Combinations and Mullions

Windows come in many shapes and sizes and combining multiple units creates endless design possibilities.

Combinations not only enhance the aesthetic appeal of a space but also maximize natural light and improve functionality. However, combining windows involves important structural and design considerations, particularly when it comes to mullions – the vertical or horizontal elements that join individual windows.

Building window combinations to fit architectural needs is a manufacturing strength that Lux holds paramount. This aspect of window manufacturing allows for greater customization and elegant, integral design.

Box-on-Box Construction

Lux exclusively uses Box-on-Box Construction, highlighting our commitment to providing high-quality, customizable solutions.

Box-on-Box Construction involves stacking or placing individual window units side-by-side. Each window has its own complete frame, and the windows are joined at the mullions, providing greater flexibility and strength.

Features & Benefits


- Distinct, independent window frames within combination
- Useful for installations requiring added structural integrity
- Effectively distributes weight of the window
- Fewer design limitations
- Enables unique and intricate creation of window designs

Mullion Types

Mullions play a crucial role in window combinations, offering structural support and shaping the visual appeal of the window assembly. At Lux, we use three primary types of mullions, each suited to different structural needs and aesthetic preferences.


Type 1 - Standard (Box-On-Box)

Each window unit retains its own independent frame, and the mullion simply connects the units together, creating an appealing, uninterrupted view.




Type 2 - Packed*

Packed mullions provide additional support by adding material between the windows. This type offers more structural integrity compared to Type I, making it ideal for larger or heavier window units where additional reinforcement is needed.



Type 3 - Reinforced Packed*

The most robust mullion type, provides maximum structural support. They are typically used in large-scale window installations or in situations where windows face high winds or external forces. They are essential for maintaining the integrity of the window assembly in demanding environments.



** Genesis Wood-Clad and LynX Hybrid, Type II and Type III mullions at Lux have the same thickness, ensuring a consistent sightline.*

The difference in structural integrity between Type II and Type III is achieved using varying material strengths.

The Lux Difference

Innovation and Service for Over 55 Years

A Company Born & Bred in Alberta

- We locally manufacture our products in our 175,000 sq/ft Alberta facilities
- Lux is the most popular and trusted Alberta brand for renovating windows and doors
- Family owned and operated since 1969

Customer Care Commitment

- We continually strive to serve our clients with unparalleled care and commitment to quality
- We offer responsive service and professional installations year-round
- We create industry-leading products through innovation and new technology, while keeping our old-world commitment to craftsmanship and long-term customer relationships

Peace of Mind Warranties

We have built a solid reputation and are here to stay, ensuring that our warranty is backed by a company that you can trust and has been in Alberta since 1969. Lux offers an industry-leading, fully-transferable Limited LIFETIME WARRANTY on our products and a 10-year limited warranty on installation-related labour and warranty materials.

Awards, Designations & Industry Associations

- Member of the Better Business Bureau
- Energy Star® approved, CSA approved
- Licensed, insured and WCB-certified installers
- BILD Award winner for the Most Innovative Product
- Industry Partner of the Year
- CICBA Community Spirit Award winner for generously giving back to our community through sponsoring and donating to local charities and programs.

